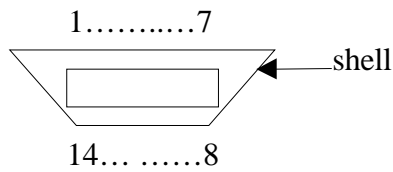
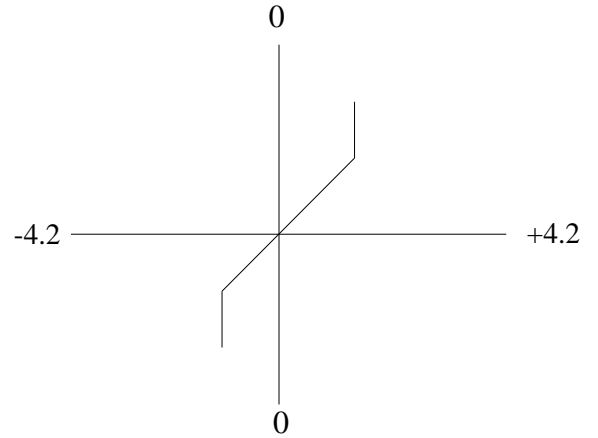
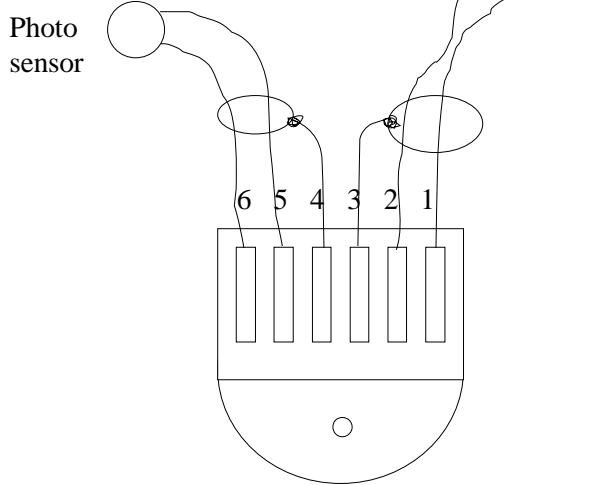
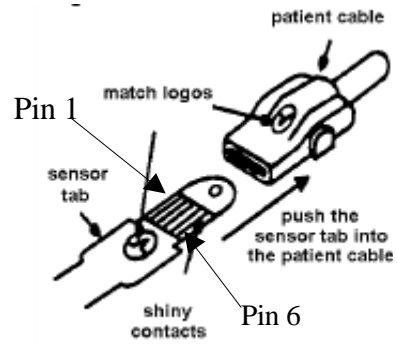
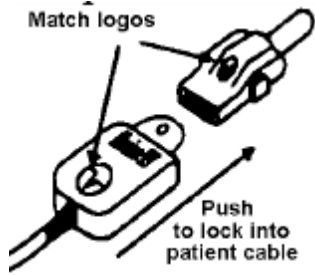
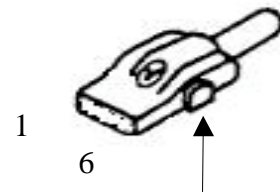


Masimo sensor and cable connections.



"D" con.	Probe Plug.
1	= 1
14	= 2
2	
13	
3	
12	
4	
11	
5	
10	
6	= 4 shield
9	= 3 shell GND
7	= 6
8	= 5



<u>Pins</u>	
1	RED
2	ORANGE
3	SHIELD
4	SHIELD
5	WHITE
6	GREEN